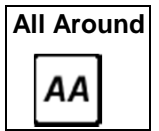
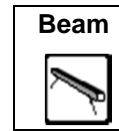
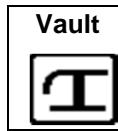


Comp L4L3

Women's Artistic

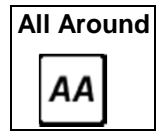
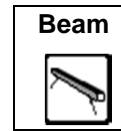
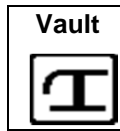


L4

No	Name	Club	Team	Comp	D	Vault	D	Bars	D	Beam	D	Floor	D	Range	AA							
57	Rebekkah	Bell	South East	L4 South East	L4	3.5	12.500	3	3.5	12.900	1	3.5	12.700	1	3.5	12.400	1	3.5	12.650	1	63.150	1
34	Stephanie	Ponder	East	L4 East	L4	3.5	12.150	15	3.5	12.700	3	3.5	12.600	2	3.5	12.350	2	3.5	12.650	1	62.450	2
32	Erika	Magpantay	East	L4 East	L4	3.5	12.600	1	3.5	12.850	2	3.5	12.500	3	3.5	12.000	6	3.5	11.500	13	61.450	3
18	Christine	Tse	E Midlands	L4 E Midlands	L4	3.5	11.800	31	3.5	12.100	15	3.0	12.150	7	3.5	12.300	3	3.5	12.400	3	60.750	4
31	Emma	Hill	East	L4 East	L4	3.5	12.150	15	3.5	12.200	12	3.5	12.150	7	3.5	11.450	23	3.5	12.300	4	60.250	5
56	Erifilly	Hionos	South East	L4 South East	L4	3.5	12.300	8	3.5	12.100	15	3.5	11.950	12	3.5	11.900	9	3.5	11.900	8	60.150	6
6	Lauren	Ali	Wales	L4 Wales	L4	3.5	12.100	18	3.5	12.550	4	3.5	12.050	11	3.5	12.100	5	3.5	11.250	20	60.050	7
50	Poppy	Fletcher	North West	L4 North West	L4	3.5	12.400	6	3.5	12.400	7	3.5	12.300	5	3.5	11.300	29	3.5	11.650	10	60.050	7
48	Ella	Burnett	North West	L4 North West	L4	3.5	11.200	59	3.5	12.250	11	3.5	12.250	6	3.5	11.900	9	3.5	12.100	5	59.700	9
33	Marney	Easen	East	L4 East	L4	3.5	12.450	5	3.5	12.500	5	3.5	11.050	33	3.5	11.650	18	3.5	11.850	9	59.500	10
9	Georgia	Wink	Wales	L4 Wales	L4	3.5	11.900	27	3.5	10.800	55	3.5	11.800	16	3.5	12.250	4	3.5	12.050	7	58.800	11
24	Tia	Andrews	London	L4 London	L4	3.5	11.750	35	3.5	11.750	29	3.5	12.150	7	3.5	11.750	15	3.5	11.050	25	58.450	12
42	Miriam	Lowe	Norfolk		L4	3.5	12.200	12	3.5	11.700	31	3.5	12.100	10	3.5	11.000	41	3.5	11.450	16	58.450	12
51	Isia	Warr	North West	L4 North West	L4	3.5	11.800	31	3.5	12.150	14	3.5	11.200	31	3.5	11.900	9	3.5	11.150	21	58.200	14
3	Freya	Roberts	South	L4 South	L4	3.5	11.600	45	3.5	11.400	41	3.0	11.700	18	3.5	11.850	13	3.5	11.650	10	58.200	14
55	Safiya	Briscoe-Francis	South East	L4 South East	L4	3.5	11.950	26	3.5	11.650	32	3.0	11.400	22	3.5	11.250	33	3.5	11.500	13	57.750	16
37	Larisha	Lee	Heathrow		L4	3.5	11.300	54	3.5	12.100	15	3.5	12.350	4	3.5	11.600	20	3.5	10.250	51	57.600	17
39	Chiara	Bunce	Heathrow		L4	3.5	12.000	23	3.5	12.100	15	3.0	11.400	22	3.5	11.450	23	3.5	10.600	37	57.550	18
41	Grace	Luckhurst	Norfolk		L4	3.5	11.600	45	3.5	11.800	27	3.5	11.400	22	3.5	11.050	37	3.5	11.600	12	57.450	19
8	Macy	Morgan	Wales	L4 Wales	L4	3.5	12.300	8	3.5	11.850	25	3.5	10.700	41	3.5	11.450	23	3.5	11.100	22	57.400	20
7	Jolie	Ruckley	Wales	L4 Wales	L4	3.5	11.900	27	3.5	12.400	7	3.5	10.350	52	3.5	11.650	18	3.5	11.050	25	57.350	21
49	Ellee	Cheetham	North West	L4 North West	L4	3.5	11.700	37	3.5	11.850	25	3.0	11.300	27	3.5	11.500	21	3.5	10.950	29	57.300	22
35	Kelsey Ann	Moore	City Of Liverpool		L4	3.5	12.050	20	3.5	12.450	6	2.5	10.100	57	3.5	11.700	16	3.5	10.950	29	57.250	23
65	Emily	Crocker	City of Bristol		L4	3.5	12.100	18	3.5	12.100	15	2.5	10.600	47	3.5	11.250	33	3.5	11.050	25	57.100	24
2	Jamie-Lee	Fantham	South	L4 South	L4	3.5	12.050	20	3.5	11.400	41	3.5	11.850	14	3.5	11.850	13	3.5	9.900	56	57.050	25
12	Courtney	Burton	North	L4 North	L4	3.5	11.700	37	3.5	11.100	49	3.5	11.900	13	3.5	11.050	37	3.5	11.100	22	56.850	26
44	Amelia	Knight	South West	L4 South West	L4	3.5	12.200	12	3.5	10.550	64	3.0	11.450	21	3.5	11.900	9	3.5	10.600	37	56.700	27
4	Megan	Splain	South	L4 South	L4	3.5	12.000	23	3.5	12.300	10	2.5	11.100	32	3.5	12.000	4	3.5	9.250	60	56.650	28
45	Emilia-Mae	Lynk	South West	L4 South West	L4	3.5	12.500	3	3.5	11.650	32	3.5	11.800	16	3.5	11.500	21	3.0	9.150	62	56.600	29
27	Phoebe	Nicholls	W Midlands	L4 W Midlands	L4	3.5	12.000	23	3.5	11.900	21	2.5	10.950	35	3.5	11.400	27	3.5	10.350	46	56.600	29
16	Ella	Morel	E Midlands	L4 E Midlands	L4	3.5	11.300	54	3.5	11.400	41	3.0	11.300	27	3.5	11.300	29	3.5	11.100	22	56.400	31
22	Leah	Gordon	London	L4 London	L4	3.5	12.250	11	3.5	10.750	58	3.0	11.550	19	3.5	10.850	45	3.5	10.800	33	56.200	32
10	Anna	Lewis	Tolworth		L4	3.5	12.300	8	3.5	11.550	35	3.5	11.400	22	3.5	11.700	16	3.5	9.200	61	56.150	33
23	Stella	Horrell	London	L4 London	L4	3.5	11.750	35	3.5	10.650	62	2.5	10.250	54	3.5	11.950	8	3.5	11.500	13	56.100	34
28	Laura	Beasley	W Midlands	L4 W Midlands	L4	3.5	12.350	7	3.5	12.350	9	3.0	10.100	57	3.5	10.700	49	3.5	10.450	42	55.950	35
19	Molly	Williams	E Midlands	L4 E Midlands	L4	3.5	11.300	54	3.5	10.950	52	3.5	11.850	14	3.5	11.000	41	3.5	10.850	32	55.950	35
60	Emily	Bremner	Scotland	L4 Scotland	L4	3.5	11.350	51	3.5	11.550	35	2.5	10.700	41	3.5	11.250	33	3.5	10.950	29	55.800	37
59	Leila	Critchett	Portsmouth		L4	3.5	11.700	37	3.5	11.900	21	2.5	10.200	55	3.5	11.450	23	3.5	10.500	40	55.750	38
58	Amelia	Rogers	Portsmouth		L4	3.5	11.600	45	3.5	11.400	41	3.5	11.300	27	3.5	11.300	29	3.5	10.100	54	55.700	39
25	Jasmine	Doyle	Tameside		L4	3.5	11.400	50	3.5	11.550	35	2.5	10.400	51	3.5	11.050	37	3.5	11.300	18	55.700	39
54	Corinna	Towler	South East	L4 South East	L4	3.5	12.150	15	3.5	12.200	12	0.5	7.950	64	3.5	11.300	29	3.5	12.100	5	55.700	39
43	Jessica	Daykin	South West	L4 South West	L4	3.5	11.150	61	3.5	11.450	40	3.0	11.400	22	3.5	10.350	54	3.5	11.300	18	55.650	42
61	Rosa	Holm-Huxley	Scotland	L4 Scotland	L4	3.5	11.650	43	3.5	11.350	45	2.5	10.950	35	3.5	10.850	45	3.5	10.700	35	55.500	43
21	Yaris	Lee	London	L4 London	L4	3.5	11.700	37	3.5	11.700	59	3.5	11.300	27	3.5	10.800	48	3.5	11.000	28	55.500	43
26	Jessica	Clarke	W Midlands	L4 W Midlands	L4	3.5	11.800	31	3.5	11.750	29	2.5	10.550	49	3.5	11.050	37	3.5	10.300	48	55.450	45
52	Aysia	Stephens	Llanelli		L4	3.5	11.650	43	3.5	11.650	32	2.5	10.850	38	3.5	10.450	52	3.5	10.450	42	55.050	46
64	Hollie	Perkin	South Devon		L4	3.5	12.050	20	3.5	12.050	20	2.0	10.150	56	3.5	10.350	54	3.5	10.400	45	55.000	47
63	Laura	Westcott	Froreside		L4	3.5	11.350	51	3.5	11.150	47	3.0	11.000	34	3.5	10.650	50	3.5	10.750	34	54.900	48
38	Phoebe	Ruggins	Heathrow		L4	3.5	12.200	12	3.5	10.950	52	2.5	10.800	39	3.0	10.450	52	3.5	10.300	48	54.700	49
36	Maisie	Lloyd-Jones	Ville		L4	3.5	11.900	27	3.5	11.050	51	3.5	11.500	20	3.0	9.850	59	3.5	10.300	48	54.600	50
20	Taeja	James	Sandbach		L4	3.5	11.350	51	3.5	11.100	49	2.5	10.700	41	3.5	10.900	43	3.5	10.500	40	54.550	51
5	Poppy	Wager-Leigh	Berkhamsted		L4	3.5	11.600	45	3.5	10.800	55	2.0	10.350	52	3.5	11.400	27	3.5	10.250	51	54.400	52
17	Lauren	Whitehead	E Midlands	L4 E Midlands	L4	3.5	11.200	59	3.5	11.200	46	2.5	10.500	50	3.5	10.900	43	3.5	10.350	46	54.150	53
46	Kayley	Sharp	South West	L4 South West	L4	3.5	10.850	65	3.5	10.850	54	3.0	10.700	41	3.5	10.100	58	3.5	11.400	17	53.900	54
30	Isobelle	Mould	Warrington		L4	3.5	11.700	37	3.5	11.500	38	2.0	9.950	59	3.5	10.200	56	3.5	10.450	42	53.800	55
29	Mia	Galloway	Warrington		L4	3.5	11.150	61	3.5	11.800	27	3.0	10.700	41	3.5	9.800	60	3.5	10.200	53	53.650	56
53	Leilani	Thorogood	Daves		L4	3.5	10.900	64	3.5	11.900	21	2.0	9.650	62	3.5	10.500	51	3.5	10.650	36	53.600	57
40	Avery	Dunker	Heathrow		L4	3.5	11.850	30	3.5	10.800	55	2.5	10.600	47	3.5	10.850	45	3.5	9.350	59	53.450	58
1	Ella	Cummins	South	L4 South	L4	3.5	11.800	31	3.5	11.150	47	2.5	10.750	40	3.5	11.250	33	3.5	8.350	65	53.300	59
15	Emma	Henson	Huddersfield		L4	3.5	11.700	37	3.5	11.900	21	2.5	9.750	61	2.5	8.950	64	3.5	10.550	39	52.850	60
13	Mae	Hill	North	L4 North	L4	3.5	11.450	49	3.5	10.700	59	3.0	10.950	35	3.0	9.750	61	3.5	8.800	63	51.650	61
14	Kaia	Stead-Price	City of Leeds		L4	3.5	11.150	61	3.5	10.600	63	3.0	10.700	41	3.5	10.150	57	3.5	8.700	64	51.300	62
62	Alisha	Walters	Froreside																			

Comp L4L3

Women's Artistic



L3

No	Name	Club	Team	Comp	D	Vault	D	Bars	D	Beam	D	Floor	D	Range	AA		
102	Jessica	Howland	East	L3 East	L3	3.5	12.225	13 = 2.5	11.450	21 = 3.5	12.050	2 = 3.5	11.950	3 = 3.5	12.700	2 = 60.375	1
136	Megan	Parker	E Midlands	L3 E Midlands	L3	3.5	12.100	27 = 3.5	12.550	7 = 3.5	12.100	1 = 3.5	12.250	1 = 3.5	11.250	26 = 60.250	2
134	Maia	Anderson	Tolworth		L3	3.5	12.000	37 = 4.5	13.550	3 = 3.0	10.300	14 = 3.5	11.750	8 = 3.5	12.250	4 = 59.850	3
109	Louise	McColgan	Scotland	L3 Scotland	L3	3.5	12.250	11 = 3.5	12.800	6 = 3.0	11.250	5 = 2.5	10.750	39 = 3.5	12.400	3 = 59.450	4
119	Margaux	Derakhshan	London	L3 London	L3	3.5	12.150	22 = 4.5	13.600	2 = 3.0	10.150	21 = 3.5	12.050	2 = 3.5	11.300	23 = 59.250	5
147	Amelia	Montague	South East	L3 South East	L3	3.5	11.875	43 = 3.5	12.550	7 = 2.5	10.050	24 = 3.5	11.450	16 = 3.5	12.950	1 = 58.875	6
124	Alice	Kinsella	W Midlands	L3 W Midlands	L3	3.5	11.900	42 = 3.5	11.650	19 = 3.5	11.100	6 = 3.5	11.900	5 = 3.5	12.050	5 = 58.600	7
133	Maisie	Methuen	Wales	L3 Wales	L3	3.5	12.375	4 = 3.5	12.550	7 = 3.0	10.250	17 = 3.5	11.850	6 = 3.5	11.550	15 = 58.575	8
153	Leah	Rockett	North	L3 North	L3	3.5	12.325	8 = 3.5	12.000	15 = 3.0	11.000	7 = 3.5	11.600	12 = 3.5	11.500	17 = 58.425	9
106	Jasmine	Harkin	South West	L3 South West	L3	3.5	12.450	2 = 4.5	13.200	4 = 3.0	10.050	24 = 3.5	11.150	27 = 3.5	11.300	23 = 58.150	10
149	Rachel	Cordell	South East	L3 South East	L3	3.5	12.050	32 = 2.5	11.150	28 = 3.0	11.500	3 = 3.5	11.550	13 = 3.5	11.550	15 = 57.800	11
146	Imani	Davis	South East	L3 South East	L3	3.5	12.200	15 = 4.5	13.700	1 = 2.0	9.150	38 = 3.5	11.950	3 = 3.5	10.700	38 = 57.700	12
108	Rowena	Needham	South West	L3 South West	L3	3.5	12.425	3 = 4.5	13.050	5 = 3.0	9.650	29 = 3.5	11.250	22 = 3.5	11.250	26 = 57.625	13
103	Caitlin	Baker	East	L3 East	L3	3.5	12.175	18 = 3.5	12.050	14 = 3.0	10.750	9 = 3.5	11.100	30 = 3.5	11.500	17 = 57.575	14
154	Alexandra	Learman	North	L3 North	L3	3.5	12.125	24 = 3.5	11.550	20 = 3.0	10.100	23 = 3.5	11.650	11 = 3.5	11.750	8 = 57.175	15
130	Emily	Thomas	Wales	L3 Wales	L3	3.5	12.475	1 = 2.5	11.300	24 = 3.0	10.250	17 = 3.5	11.550	13 = 3.5	11.250	26 = 56.825	16
155	Latalia	Bevan	St Tydfil		L3	3.5	12.200	15 = 2.5	10.600	42 = 3.0	11.300	4 = 3.0	10.950	33 = 3.5	11.600	11 = 56.650	17
125	Honour	Sheard	Tamworth		L3	3.5	12.125	24 = 3.5	12.300	12 = 2.5	10.400	12 = 3.5	11.150	27 = 3.5	10.600	39 = 56.575	18
121	Ellesse	Oates	W Midlands	L3 W Midlands	L3	3.5	12.125	24 = 3.5	12.000	15 = 3.0	10.200	20 = 3.5	11.250	22 = 3.5	10.900	32 = 56.475	19
101	Karis	Maskell	East	L3 East	L3	3.5	12.350	7 = 2.5	11.450	21 = 3.0	10.900	8 = 3.5	11.850	6 = 3.5	9.600	51 = 56.150	20
148	Meilitsa Bo	Abram Foster	South East	L3 South East	L3	3.5	12.375	4 = 3.5	12.550	7 = 2.0	8.600	44 = 3.5	10.850	36 = 3.5	11.600	11 = 55.975	21
105	Lydia	Baker	South West	L3 South West	L3	3.5	11.875	43 = 2.5	10.750	40 = 3.0	10.250	17 = 3.5	11.700	9 = 3.5	11.200	29 = 55.775	22
152	Jade	Hepple	North	L3 North	L3	3.5	12.100	27 = 3.5	12.350	11 = 3.0	9.400	34 = 3.5	10.500	42 = 3.5	11.400	21 = 55.750	23
104	Laura	Cooke	East	L3 East	L3	3.5	12.250	11 = 3.5	11.750	17 = 2.5	9.850	28 = 3.5	11.550	13 = 3.5	10.250	44 = 55.650	24
110	Lucy	Orr	Scotland	L3 Scotland	L3	3.5	12.050	32 = 2.5	11.250	26 = 3.0	9.450	32 = 3.5	11.250	22 = 3.5	11.500	17 = 55.500	25
115	Carly	Briggs	North West	L3 North West	L3	3.5	12.325	8 = 2.5	10.450	45 = 3.0	10.300	14 = 3.5	10.750	39 = 3.5	11.500	17 = 55.325	26
151	Dena	Kirk	North	L3 North	L3	3.5	12.050	32 = 2.5	9.900	49 = 3.0	10.400	12 = 3.5	11.150	27 = 3.5	11.600	11 = 55.100	27
135	Georgia	Wallace	E Midlands	L3 E Midlands	L3	3.5	12.075	29 = 2.5	11.050	30 = 2.5	9.000	39 = 3.5	11.450	16 = 3.5	11.300	23 = 54.875	28
150	Amy	Tivey	Unattached		L3	3.5	12.175	18 = 2.5	11.300	24 = 1.5	9.200	36 = 2.5	10.350	44 = 3.5	11.650	10 = 54.675	29
122	Rebecca	Jones	W Midlands	L3 W Midlands	L3	3.5	12.150	22 = 3.5	11.700	18 = 2.5	9.550	31 = 3.5	11.000	31 = 3.5	10.200	46 = 54.600	30 =
126	Rachel	Fraser	City of Birmingham		L3	3.5	12.000	37 = 2.5	9.700	50 = 3.0	10.050	24 = 3.5	11.700	9 = 3.5	11.150	30 = 54.600	30 =
107	Shannon	Witcher	South West	L3 South West	L3	3.5	11.775	49 = 2.5	10.950	35 = 3.0	10.650	10 = 3.5	10.300	48 = 3.5	10.800	33 = 54.475	32
114	Bethan	Swann	North West	L3 North West	L3	3.5	12.375	4 = 3.5	11.050	30 = 3.0	10.150	21 = 3.5	10.350	44 = 3.5	10.350	42 = 54.275	33
156	Farah	Daines	Waveney		L3	3.5	12.300	10 = 3.5	11.250	26 = 1.5	8.150	47 = 3.5	11.450	16 = 3.5	10.750	36 = 53.900	34
123	Hannah	May Leeson	W Midlands	L3 W Midlands	L3	3.5	11.850	46 = 2.5	10.950	35 = 3.0	8.750	43 = 3.5	10.400	43 = 3.5	11.850	7 = 53.800	35
113	Olivia	Williams	North West	L3 North West	L3	3.5	12.000	37 = 2.5	10.350	47 = 3.0	10.550	11 = 3.5	10.350	44 = 3.5	10.350	42 = 53.600	36
118	India	Sale	London	L3 London	L3	3.5	11.875	43 = 2.5	11.000	32 = 2.5	9.300	35 = 3.5	11.350	19 = 3.5	10.050	50 = 53.575	37
127	Eleanor	Parsons	Norfolk		L3	3.5	12.175	18 = 3.5	12.250	13 = 1.5	7.550	50 = 3.5	10.100	49 = 3.5	11.350	22 = 53.425	38
116	Lucy	Stanhope	North West	L3 North West	L3	3.5	11.825	48 = 2.5	8.600	52 = 2.5	10.300	14 = 3.5	11.000	31 = 3.5	11.600	11 = 53.325	39 =
132	Claudia	Parson	Wales	L3 Wales	L3	3.5	11.925	40 = 2.5	11.150	28 = 0.0	7.100	52 = 3.5	11.200	25 = 3.5	11.950	6 = 53.325	39 =
131	Nia	Eales	Wales	L3 Wales	L3	3.5	12.075	29 = 2.5	11.000	32 = 2.5	9.950	27 = 3.5	11.350	19 = 3.5	8.850	52 = 53.225	41
139	Olivia	Rabaiotti	Somersault		L3	3.5	12.075	29 = 2.5	10.850	38 = 2.5	8.450	45 = 3.5	11.200	25 = 3.5	10.500	40 = 53.075	42 =
111	Hayley	Bell	Scotland	L3 Scotland	L3	3.5	12.175	18 = 2.5	10.700	41 = 2.5	9.650	29 = 2.5	9.400	52 = 3.5	11.150	30 = 53.075	42 =
112	Hannah	Peggus	Redcar		L3	3.5	11.925	40 = 2.5	10.450	45 = 3.0	9.450	32 = 3.5	10.800	38 = 3.5	10.200	46 = 52.825	44
143	Inarah	Manji	South	L3 South	L3	3.5	12.025	35 = 2.5	11.350	23 = 2.5	6.650	53 = 3.5	10.850	36 = 3.5	11.750	8 = 52.625	45
144	Sophie	Bryant	Froreside		L3	3.5	11.725	50 = 2.5	10.550	44 = 2.0	8.800	42 = 3.5	10.950	33 = 3.5	10.250	44 = 52.275	46
117	Kira	Cosgrove	London	L3 London	L3	3.5	11.300	52 = 2.5	10.800	39 = 2.5	9.200	36 = 3.5	10.000	51 = 3.5	10.800	33 = 52.100	47
137	Sian	Shuttleworth	E Midlands	L3 E Midlands	L3	3.5	12.025	35 = 2.5	10.900	37 = 1.5	8.000	48 = 3.5	10.350	44 = 3.5	10.150	48 = 51.425	48
138	Lucy	Valentine	E Midlands	L3 E Midlands	L3	3.5	12.200	15 = 1.5	8.650	51 = 1.5	8.450	45 = 3.5	10.700	41 = 3.5	10.800	33 = 50.800	49
145	Jaime	Wall	Froreside		L3	3.5	11.475	51 = 2.5	11.000	32 = 2.0	7.450	51 = 2.5	10.050	50 = 3.5	10.750	36 = 50.725	50
128	Charlotte	Glenn	Appley Bridge		L3	3.5	11.200	53 = 2.5	10.300	48 = 2.5	8.950	41 = 2.5	9.250	53 = 3.5	10.400	41 = 50.100	51
141	Holly	Tyson	South	L3 South	L3	3.5	11.850	46 = 2.5	10.600	42 = 2.0	9.000	39 = 3.5	11.300	21 = 3.5	6.450	53 = 49.200	52
142	Bethany	Thurgood	South	L3 South	L3	3.5	12.225	13 = 2.5	8.150	53 = 2.0	7.600	49 = 3.5	10.900	35 = 3.5	10.150	48 = 49.025	53

Comp L4L3 Results

L4

Team	Vault	Bars	Beam	Floor	Range	Total	Posn
L4 East	37.200	38.050	37.250	36.000	36.800	185.300	1
L4 South East	36.950	37.200	36.050	35.600	36.650	182.450	2
L4 North West	35.900	36.800	35.850	35.300	34.900	178.750	3
L4 Wales	36.300	36.800	34.550	36.000	34.400	178.050	4
L4 E Midlands	34.400	34.700	35.300	34.600	34.350	173.350	5
L4 South	35.850	35.100	34.650	35.700	30.800	172.100	6
L4 London	35.750	33.200	35.000	34.550	33.550	172.050	7
L4 South West	35.850	33.950	34.650	33.750	33.300	171.500	8
L4 W Midlands	36.150	36.000	31.600	33.150	31.100	168.000	9
L4 North	34.450	31.250	32.000	28.050	29.850	155.600	10
L4 Scotland	23.000	22.900	21.650	22.100	21.650	111.300	11

Comp L4L3 Results

L3

Team	Vault	Bars	Beam	Floor	Range	Total	Posn
L3 South East	36.625	38.800	30.700	34.950	36.100	177.175	1
L3 East	36.825	35.250	33.700	35.350	34.450	175.575	2
L3 North	36.550	35.900	31.500	34.400	34.850	173.200	3
L3 South West	36.750	37.200	30.950	34.100	33.750	172.750	4
L3 Wales	36.925	35.000	30.450	34.750	34.750	171.875	5
L3 W Midlands	36.175	35.350	30.850	34.150	34.800	171.325	6
L3 E Midlands	36.375	34.500	29.550	34.400	33.350	168.175	7
L3 Scotland	36.475	34.750	30.350	31.400	35.050	168.025	8
L3 North West	36.700	31.850	31.150	32.100	33.450	165.250	9
L3 London	35.325	35.400	28.650	33.400	32.150	164.925	10
L3 South	36.100	30.100	23.250	33.050	28.350	150.850	11

Comp L4L3 Results

Rosebowl

	Grade 8	Grade 7	Grade 6	Grade 5	Comp 4	Comp 3	Total	Posn
South East	145.300	144.100	138.750	127.400	182.450	177.175	915.175	1
North West	142.600	142.450	143.550	129.550	178.750	165.250	902.150	2
South West	144.650	140.400	133.400	136.950	171.500	172.750	899.650	3
W Midlands	141.650	139.650	139.300	129.500	168.000	171.325	889.425	4
Wales	137.900	138.550	138.600	85.300	178.050	171.875	850.275	5
E Midlands	146.350	143.450	139.000	45.700	173.350	168.175	816.025	6
South	144.350	144.700	138.550	40.300	172.100	150.850	790.850	7
London	137.950	141.550	134.550	35.200	172.050	164.925	786.225	8
Scotland	142.050	135.400	136.050	80.450	111.300	168.025	773.275	9
East	134.050	132.000	135.100	0.000	185.300	175.575	762.025	10
North	140.100	0.000	45.600	0.000	155.600	173.200	514.500	11
Yorkshire	139.750	141.750	133.300	0.000	0.000	0.000	414.800	12
Isle of Man	132.100	44.950	46.150	0.000	0.000	0.000	223.200	13